



Newsletter

August 2025

Upcoming Events

August Meeting

Date and Time: Saturday August 23rd starting at 10 am and ending no later than 5 pm. Late arrivals ok, see below for more info.

Location: Michael Toivonen's Corvallis home and workshop

Address: 3895 SW Neer Ave, Corvallis

Topic: Making a wood screw Moxon type vice using a thread box and tap. If attendees bring the proper pre-prepared materials we can thread them.



Details: Due to the location and parking limitations **this meeting is open only to members up to date on their dues.** If

they want to bring a guest in their vehicle that works. See below for further directions and parking advice.

This meeting will focus on making a bench top mounted Moxon or twin-screw vise incorporating wooden screws as would have been the case in Moxon's era, the 1600s.

Recent popularity of this vise has focused on their use to secure stock while hand sawing dovetails, with the rear face aligned with the edge of the workbench. But in the 1600s the principle use was for securing stock away from the bench's edge while performing tasks such as chiseling out mortises or edge planing narrower boards, or "stuff", the word that was often used then. Dovetailed casework and even boxes were very rare then.

Neal Otto, Newsletter Editor, nealooo@yahoo.com

Stan Hall, Webmaster, www.mwwg.net

Doug Ullmer, Group Moderator, <https://mwwg.groups.io>

A commonly used thread size for these vises is one inch according to Peter Follansbee, a scholar of 17th century Anglo American woodworking and longtime builder of reproductions of pieces from that era. Cutting and tapping these threads using a readily available tap and die, which I have, goes fairly quickly.

After demonstrating the ways this type of vise can be used, I will cut the threads for one, or more. While I have no problem with making another vise for myself, I can just as well do the threading for your vises.

The basic materials required are a 1" hardwood dowel (hard maple or beech for best results), to which you will affix a handle at home after it is threaded. The length of the dowel should be ~12" to allow for the thickness of the jaws, a couple of unthreaded inches to go into the handle, and a 6" maximum opening between the jaws. The jaws should be hardwood (the species is less critical though I would not use alder, Oregon bigleaf maple etc) 1 1/2" - 2" thick with two 7/8" holes predrilled in each piece.

The holes need to be drilled such that both pieces of wood and each pair of holes line up and the holes are perpendicular to the jaw faces. While doing the drilling with a drill press with the faces clamped together would be the modern method, there were no drill presses 400 years ago, or long screw pointed hand augur bits. If without a drill press then take it slow and frequently checking for square in both directions.

The length and width of the jaw stock and spacing of the holes is up to you though the larger the area between the screws the less force will be applied. I would advise no more than 14" given the 1" screw if you are going to use it for dovetailing. And if you want to hold stock on the bench top (see Follansbee's blog linked to below) you need at least 2-3" to the outside of the screws.

Having enough room below the screws to add a ledger to the rear jaw to allow it to be clamped to the bench by various means is a feature most will want and is a must for dovetailing.

To help wrap your head around this vise I would watch this episode of "The Woodwright's Shop" series: <https://www.pbs.org/video/woodwrights-shop-two-screws-you/>

And then take a look at this website: <https://pfollansbee.wordpress.com/2011/12/30/you-say-moxon-vise-i-say-double-screw/>

If more than one attendee brings stock to be threaded then the order will be based on when they arrive. I am guessing it will take about 30-45 minutes per set to do the threading. If there are several to do I will probably have to stop and sharpen the cutter in the die.

I don't really care how long the meeting goes as long as I am done by 5 pm so if you can't make the 10 am start and arrive at 2 pm that works though I would appreciate advance notice if you are going to show up long after 10 am. I don't eat lunch but if we run much past 12 noon we can take a brown bag lunch break.

If you have never been to my place the turnoff into our neighborhood from Philomath Blvd is a bit tricky, especially if you are coming from the east. Taking a satellite view look at the intersection of SW Sunset Drive and Philomath Blvd is very helpful.

While my address is Neer Ave the driveway is on SW Sunset Drive. There will be a couple of spaces available in the drive. Otherwise park on the street (though not on our house's Neer Ave frontage due to vegetation) but at least halfway off the pavement as there are no sidewalks and the pavement is only 20' wide though the right of way is 40' wide. And please do not block any of our neighbors' driveways.

Current Events

Date and Times: Sept. 5 (Friday) 9:00am-3:00pm & Sept. 6 (Saturday) 9:00am-3:00pm

Ken Haines is emptying an open pole barn of wood. Since retiring from his wood supply business in Albany (Hardwood & Plywood Specialty LLC), he has a need to clear out the storage barn so it can be leased. Long-time supporter of the Guild, Ken is offering members first crack at a very large amount of primarily hardwood, bargain priced.

Some boards are 20 ft long and there is a wide variety of thicknesses from large beams to table top size (8/4+) slabs, and turning blanks, as well as plenty of more standard rough sawn dimensions. **Be prepared for a bit of work to access your desired species as the photos indicate, but a fork lift will be on hand to provide access and load stacks.** All of the wood has been air drying for years and is silver grey, so Ken will be using an electric spot planer to reveal the grain and confirm the species with the buyer. A chop saw and chainsaw will be available.

Special arrangements can be accommodated for deliveries in the valley area of whole units or very large quantities.

PAYMENT

Cash or check preferred. Credit card info can be given for processing later. All sales final.

PRICING

Heavy timbers will be negotiated. Prices for boards and planks are as follows.

Ash, Oregon Ash (Janka Hardness 1,160 lbs)

Reg \$8.25bf / Clearance \$2.00bf

Birch (Janka Hardness 1,260 lbs)

Reg \$8.25bf / Clearance \$2.00bf

All Cedars

Reg \$7.50bf / Clearance \$2.00bf

Oregon Cherry (Janka Hardness 950)

Reg \$9.00bf / Clearance \$2.00bf

Giant Chinkapin – Oregon, AKA Golden or Giant Evergreen (Janka Hardness 730 lbs)

Reg \$10.00bf / Clearance \$2.00bf

Doug Fir Mill Run SDry Bds & Planks 1” thick. (wides hit & mis surfacing)

Reg \$5.50bf / Clearance \$1.75bf

Black or Honey Locust

Reg \$26.00bf Clearance \$5.00bf

Maple, Oregon Bigleaf Maple (Janka Hardness 850 lbs)

Reg \$7.95bf / Clearance \$2.00bf

Oregon White Oak or Red Pin Oak

Reg \$15.00bf / Clearance \$3.00bf

Sycamore - Eastern US & Oregon AKA American Plane

Reg \$10.00bf / Clearance \$3.00bf

Redwood and Sequoia

Reg \$19.00bf / Clearance \$4.00bf

Black or English Walnut

Reg \$35.00bf / Clearance \$6.00bf

Ken Haines

41221 Upper Calapooia Dr

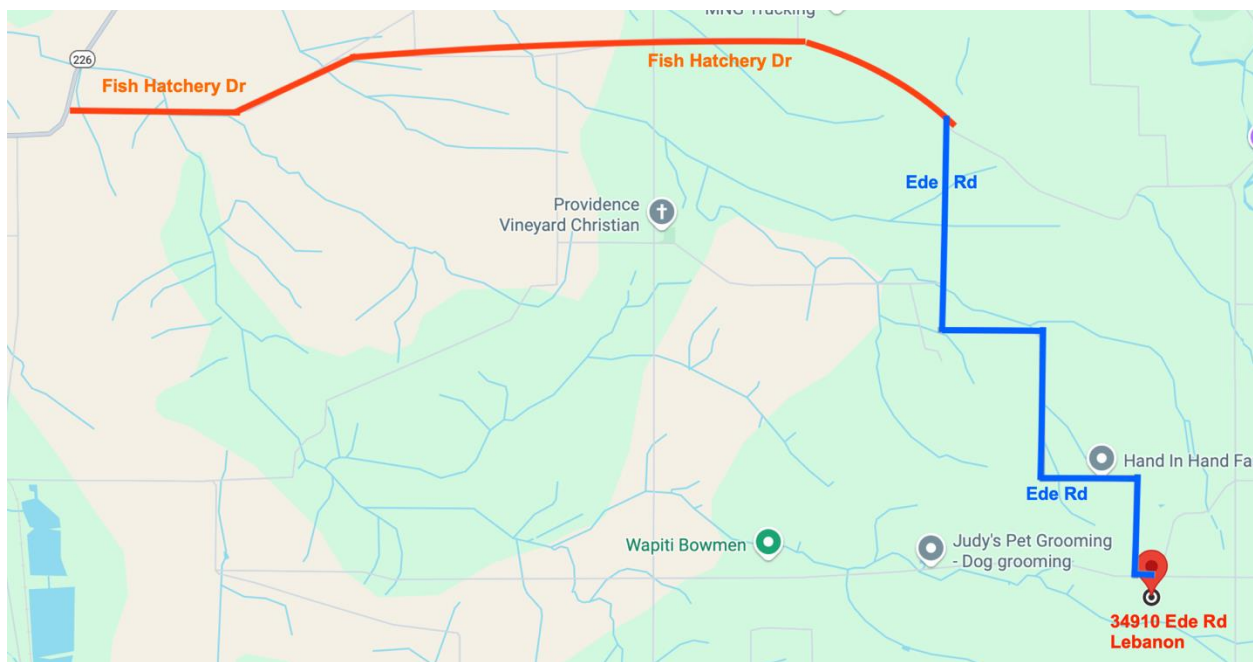
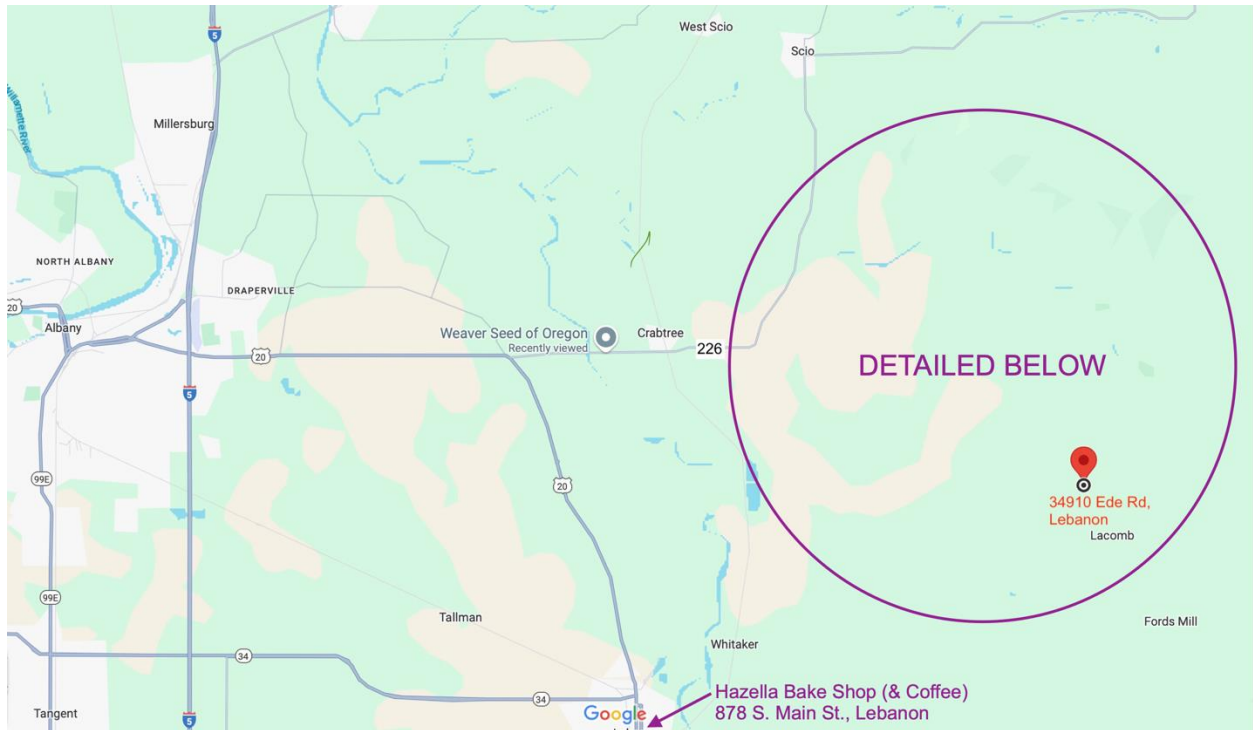
Sweet Home, OR 97386

Cell Direct: 541 936 2915

straddlebuggy@gmail.com

LOCATION of SALE

Refer to maps below, and look for a “Woodworkers Guild” sign at the dirt driveway, about 45 minute drive from Corvallis. If you pass through Lebanon, a stop at *Hazella Bake Shop* is highly recommended.








Recap – July Show and Tell

A solid turnout of tool fanatics, creative minds, and at least one person who just came for Kurt's homemade cookies attended "Jigs and Favorite Tools."

Meeting Highlights

- Multi-Angle Drill Jig
- Repeatable Sharpening Jig
- Fancy Protractor & Marking Gauge Combo
- Chisel & Instrument Part Sanding Fixtures
- Circle Cutter
- Bandsaw Resaw Clamp Jig
- Saw Sharpener Jig
- Mechanical Multi-Colored Pencil

Big thanks to everyone who brought their creations, secrets, and borderline genius contraptions. Once again, we're blown away by creativity.



Letter to the Editor

Dear Editor,

I couldn't resist responding to "A Conflicted Wood Enthusiast" (MWWG issue June 1962). As someone whose biggest woodworking triumph was a wobbly allen-wrench coffee table (RIP, three and a half months), I applaud anyone who can make sense of the maple debate.

But honestly, in my house, tables aren't East or West, they're just horizontal mail collectors, occasionally blessed with a petrified raisin or comatose houseplant. If any maple can hold six utility bills and a dead fern, it's already a winner.

Why not compromise? Western maple for flair, Eastern maple for legs—a true continental union, strong enough for a triple-layer cake, an epic syrup catastrophe, and whatever chaos my cat decides to contribute.

Warm wishes,

Maple Agnostic from Corvallis

Dear Maple Agnostic from Corvallis,

Your vision of a pan-maple peace accord warmed our hearts. At last, a table policy built not on grain patterns, but on the ability to support junk mail, houseplants in hospice, and feline acrobatics. Truly, the Ikea-turned-artisanal dream.

We salute your balanced solution: Western maple up top, Eastern maple down low—a structural metaphor for unity, or at least for surviving the weight of an unpaid water bill and a 14-pound cat with opinions.

May your joinery hold fast, your raisins stay mobile, and your next build survive at least four billing cycles.

In solidarity and sawdust,

The Editor

Activity at MWWG.groups.io

To join and view the online forum for MWWG, you only need to email MWWG@groups.io. Alternately, you can type in [MWWG.groups.io](https://www.mwwg.groups.io) on your browser and ask to subscribe. You don't need to supply content, other than maybe a hello comment, or "I'd like to join". Doug Ullmer is the moderator, so he approves the first post, and then you can review messages. You'll then be a "subscriber" and can log into [mwwg.groups.io](https://www.mwwg.groups.io) to see all the topics and edit your profile settings, including how you get new messages. The choices include getting a summary every day, or every 12 messages, or not at all.

If you are a paid member of MWWG you will also be able to post to the group.

Guild Membership

Member Benefits

- Can present work at MWWG exhibitions such as our annual show, our exhibit at Footwise in Corvallis and any other MWWG sponsored show.
- Discounted entry fee to special speakers or workshops.
- Can attend our August picnic and December holiday party
- Post to our groups.io discussion forum.
- Attend our mini-workshops
- Receive special notices of items for sale such as wood, tools.

Guild membership is for a calendar year. Membership needs to be renewed in January. Membership for 2024 is \$30 for adults and \$20 for students aged 16 to 21. MWWG now accepts electronic payment via Square. See Brian Egan at our meetings. Dues are payable by check to the MWWG at PO Box 321, Corvallis 97339. Or bring a check to our next meeting. Please be sure to include a [Membership/Renewal Form](#). Note that we require the form every year even if you are a current member.

MWWG Board 2024—2025

Kurt Mottweiler	President
Brian Egan	Treasurer
Doug Ullmer	Member at large
Stan Hall	Webmaster and publicity
Michael Toivonen	Member at large
Kevin Biebrich	Secretary

MWWG Members – Calendar Year 2025

Brent Baker	Rob Hess	Nick Parr
Del Banners	Kristopher Holland	Gary Radice
Kevin Bieberich	Gary Irwin	Connie Rodman
Peter Burke	Steve Iverson	Scott Seeley
Stephanie Clark	Stewart Janes	Josh Smith
Nick Clark	Mark Jost	Robert Smith
Kiko Denzer	Lam Kok-Meng	Eugene Stemmann
Katherine Edmonds	Ed Kreusser	Sam Stern
Brian Egan	David Leyva	John Tasto
Tim Emery	Mariana Mace	Michael Toivonen
Eddie Frothingham	Patrick McKinley	Doug Ullmer
Jim Good	Kurt Mottweiler	Kurt Wiedenmann
Stan Hall	Chava Neuhaus	Denise Young
Bill Hays	Neal Otto	Dan Youngberg

Local Resources

Wood

Patrick Lumber
541-929-4717
33415 Noon Rd., Philomath
Cedar has been their specialty but now adding hardwoods, even large slabs.

The Hardwood Centre
https://thehardwoodcentre.com/
(541) 766-5904,
29855 Hwy 34 Albany, OR 97321
Big supporters of MWWG and nice folks. Hardwoods, birch plywood, some veneers, and locally milled lumber. Also a pick up site for Bam Carbide tooling and sharpening. They are happy to order what they don't have.

Crosscut Hardwoods - Eugene (Portland, Seattle)
http://www.crosscuteugene.com/
2344 W 7th Place, Eugene OR 97402
541-349-0538
If the Hardwood Centre doesn't have it these folks have a larger selection and stock. MWWG members get a discount at the Eugene store so let them know you are one of us!

Northwest Timber
https://nwtimber.com/
3229 Jefferson-Scio Drive, Jefferson, OR 97352
541.327.1000, sales@nwtimber.com
Owner Lewis Judy is a longtime supporter of MWWG. If you are looking for highly figured woods from the Pacific Northwest for a special project, try here first.

Tree Products Hardwoods - Eugene

https://treeproductshardwood.com/

150 Seneca Rd, Eugene, OR 97402

(541) 689-8515

A good source for hardwood, veneered plywood and more.
--

Mike's Corvallis Bargain Center
--

33993 Texas St SW, Albany, OR 97321-9487
--

(541) 497-6171

Discount lumber, some hardwoods, occasional treasures and deals.
--

Goby Walnut and Western Hardwoods
--

https://gobywalnut.com/

503.477.6744, Aaron@gobywalnut.com

25420 S. Hwy 99E. Aurora, OR 97002

They have Oregon Black Walnut (Claro Walnut), Big Leaf Maple (Pacific Maple), Oregon White Oak, Madrone, Myrtle. Limited runs of Elm, English Walnut, Tan Oak, and other NW hardwood species.

Spaeth Lumber – Corvallis

www.spaethlumber.com
--

1585 NW 9th St., Corvallis, OR 97330

541-752-1930

Construction lumber oriented. But if you need table saw or jointer/shaper blades sharpened they will send them to Snooks Saw Service in Salem for you with a short turn-around.

Sustainable Northwest Wood

https://www.snwwood.com/

2701 SE 14th Ave., Portland, OR 97202

503,239.9663, info@snwwood.com

In Portland. Recycled and FSC certified construction lumber, and PNW hardwoods including hard to find woods like tan oak, madrone, and myrtle. Their focus is on local and sustainable supply.
--

Tooling, Saw and Blade Sharpening

Snooks Saw Service

<https://www.snookssaw.com/>

1455 Oak St. SE, Salem, Oregon 97301

503-581-2570, sales@snooks-saw.com

You can drive to Salem, or you can drop off your tooling at Spaeth Lumber in Corvallis and Snooks will pick up and deliver it back to Spaeth.

D and M Saw and Manufacturing

3951 E Commercial Way SE, Albany, OR 97322

541-928-6463

Saw blade sharpening.

Bam Carbide

1345 Rural Ave. SE, Salem 97302

503-362-8587

Located in Salem but with pickup at The Hardwood Centre in Albany. Router bits, saw blades and other carbide woodworking tooling as well as authorized dealer for Whiteside & others (call Joe for monthly sale items) and full sharpening service.

Miscellaneous

Heritage Natural Finishes, and Summer Beam Books

<https://heritagenaturalfinishes.com>, <https://www.summerbeambooks.com>

1337 Main Street, Philomath

info@heritagenaturalfinishes.com, 541-844-8748, summerbeambooks@gmail.com, 877-272-1987

Natural wood finishes. And woodworking books! In one place! Non-toxic wood finishes, pigments, and oils and other wood finishing goodies. And an absolutely incredible offering of books about wood working, construction, and more.

Highland Woodshop

https://www.highlandwoodshopcorvallis.com

1930 NW McDougal Dr, Corvallis, OR 97330
--

highlandwoodshop@gmail.com , 541-315-4737

Woodworking maker space, woodworking classes and instruction. Don't have a shop set up? Looking to get started in woodworking? Need some friendly and encouraging instruction? Here is the place for you, right here in Corvallis.
--

Woodcraft - Eugene

https://www.woodcraft.com/pages/store/eugene

155 Q Street, Springfield, OR 97477

541-685-0677, eugene-retail@woodcraft.com
--

Place to go for wood or woodworking tools.
--

Previous Meetings and Events

2013

January	Spalting of Wood by Dr. Seri Robinson
February	Coloring Wood
February 28 – March 27	Footwise Window Exhibit
March	Finishing the Finish
April 24 – 27	Annual Exhibition
May	Chair Design by Pat Megowan
June	Zena Forest Products Tour
July	Fire Extinguishers—Theory and Practice
August	Picnic
September	Selection and Layout of Materials for a Chair
October	Joinery and Assembly for Chairs
November	Tools, Jigs & Fixtures, also, Chair Discussion
December	Annual Holiday Party

2014

January	Maloof-Style Chair, Kim Johansen
February	Laminated Chairs, Gene Stemmann
March 4-17	Footwise Window Exhibition
March	Chair building DVD's, Stan Hall
April 23 – 26	Annual Exhibition
May 19	Drawers, kick-off.
June 16	Jigs for Drawers—John Mikkelsen, host
July 21	Tour of Wood Castle Production Facility—Brent Baker
August 18	Annual Picnic at The Big Tree—Kent Stockwell
September 15	Drawer Joinery—OSU, John Mikkelsen, host
October	MWWG shares a window at Footwise with Lumber Legacy—Kirk Newburgh
October 20	Drawers—Videos and Discussion
November 17	Drawers—Chest of Drawers and Hand Dovetailing
December	Annual Holiday Party

2015

January 19, 2015	Hand Sawing (Kim Johansen) and High End Jewelry Boxes (Bill Bolstad)
February 16	Crescent Valley High School Wood Shop Tour—Kent Stockwell
March 25-29	Annual Exhibition
April 20	Speaker didn't show up. Impromptu discussion followed.

May 18	Jim Bergeron, Master Northwest Indian Woodcarver; Jim Good
June 15	Bolstad Workshop Tour, Talbot, OR
July 20	Waterborne Spray Finishes, John Mikkelsen, OSU
August 17	Picnic under the Big Tree, Kent Stockwell
September 21	Tour of Northwest Timber
October 19	Steam Bending Wood, Bill Storch
November 16	Bandsaw Tuning and Use, by Bill Bolstad and Jim Good
December	Holiday Party at the OSU Forestry Cabin

2016

January 18	Collecting and Restoring Tools, by Bob Malouf
February 15	Finishing Figured Woods by Kim Johansen
March 19	Albany Carousel, arranged by Stan Hall
April 21 – 24	Annual Exhibition
May 16	Philomath High School Shop, by Scott Ballard
June 29	Working with Slabs by Justin McMinds and John Mikkelsen, Part 1
July 18	Working with Slabs, Part 2
August 15 Picnic	Annual picnic, hosted by Kent Stockwell under "The Big Tree"
September 26	Fundamentals of Design by Andrew Nigon
October 17	Refining Furniture Designs
November 21	(1) Members' proposed Guild Show Project Designs (2) Machine-assisted Joinery
December 12 Party	Holiday Party Potluck and Wooden Router Bit Exchange

2017

January 16	Coopering by Katherine Edmonds
February 20	Building Guitars by Kim Johansen
March 2 – April 4	Footwise Window Display
March 20	Jigs and Fixtures
April 26-30	34th Annual MWWG Exhibition of Fine Woodworking
May 15	Making Clocks by Stan Hall
June 16	Michael C. Fortune Presentation
June 17	Michael C. Fortune Workshop
July 17	Photography for Woodworkers by Lou Nunnelly
August 19	Annual Picnic
September 18	Boxes by John Mikkelsen
October 16	Installing Hinges by John Mikkelsen
November 20	Inlay Techniques by Gary Radice, Doug Ullmer, Jim Good
December 11	Holiday Party Potluck and Wooden Screwdriver Exchange

2018

January 15, 2018	Story Sticks, Dean Stephens
February 1 - 28	Footwise Window Display
February 19	Successful Glue-Ups, Bill and Joanne Storch
March 19	YouTube and Woodworking, Lin Orvar
April 13 – 14	Garrett Hack Presentation and Workshop
April 18 - 22	35th Annual MWWG Exhibition of Fine Woodworking
May 21	Tool Restoration, Gary Radice
June 16 (Saturday), 3 PM	Gray's Furniture Repair, Albany Field Trip
July 16	Vacuum Technology for Woodworking, Doug Ullmer
August 20	Annual Picnic, Under Kent Stockwell's Big Tree
September 17	Some Methods for Sharpening Tools
October 15	Selecting the Right Wood for a Project
November 19	Turning by Donna & Ed Kreusser, Brent Baker
December 10	Holiday Party Potluck and Wooden Chisel Exchange at the Arts Center

2019

January 21	Tommy's Paint Pot – Finishing Products for Woodworkers
February 19	Finishing 2 – Members Share Their Expertise
March 18	Works in Progress
April 25-28	36th Annual MWWG Exhibition of Fine Woodworking
May 20	Lessons Learned
June 17	Working with Difficult Wood
July 15	Board and Members Planning Session
August 19	Annual Picnic, Under Kent Stockwell's Big Tree
September 10	Hull-Oakes Sawmill Tour, Lunch at Long Timber Brewing
October 21	Shop Safety
November 18	French Miter Jack Reproduction, Gary Radice
December 13	Holiday Party at the Arts Center

2020

January 20	Restoring/Hot-Rodding Woodies, Marty Behrens
February	Tallwood Institute tour
March	Meeting cancelled due to COVID-19
April	Show cancelled due to COVID-19
May	No meeting due to COVID-19
June 15	Zoom: Projects by Bob Smith, Gary Radice and Brent Baker

July 20	Zoom: Projects by Brent Baker, Gene Stemmann and Brian Egan
August	Picnic cancelled due to COVID-19
September 21	Zoom: Kiko Denzer: Working with hatchets and drawknives
October 19	Zoom: Rose Holdorf: Folk School
November 16	Zoom: Doug Ullmer 20 Desks Challenge
December 21	Zoom: Doug Ullmer 20 Desks Challenge Update; Holiday Gifts
December	Holiday party cancelled due to COVID-19

2021

January 18, 2021	Zoom: Brian Egan, Microshelters; Gary Radice, Drawer Slips
February 15	Zoom: Rocking Chairs by Kevin Bieberich and Doug Ullmer
March 15	Zoom: Heritage Natural Finishes and Timber Framing by Autumn Peterson
April 19	Zoom: Bleaching and Ebonizing Wood by Kevin Bieberich
May 17	Zoom: Inset Drawers by Gary Radice
June	No meeting, COVID scheduling difficulties
July	Zena Forest Products Tour, arranged by Gary Radice
August	No-host happy hour and dinner at Common Fields, arranged by Kevin Bieberich
September	Pandemic Projects Exhibition via Zoom
October 18	Zoom: Projects—2 Bills and a Tim
November 22	Zoom: Projects—Kiko and Kurt
December	No meeting, no party due to COVID-19

2022

January 17, 2022	Zoom: Birdhouse Project; Stan Hall's Shop by Brian Egan and Stan Hall
February 21	Zoom: Maloof-Style Rocker-Curves by Ed Kreusser
March 21	Zoom: Planning for Post-Pandemic
April 18	Zoom: Woodworking Photography by Jon Meyers
May 25	Highland Woodshop by Ashley Merback
June 20	Wood Castle Tour by Ron Loe
August 15	Picnic at the Walnut Barn at MLK Park
September 19	Oliver Pijoan, luthier, hosted by Highland Woodshop
October 14-16	Exhibition of Fine Woodworking at Corvallis Library
November 7	Tour of Emerson Lab at OSU
December 20	Holiday party at Corvallis Arts Center (Cancelled)

2023

January 16	Japanese saws with Michael Toivonen and Gary Radice; carving with Kurt Mottweiler.
February 20	Coloring wood with Brian Egan, Doug Ullmer, and Stan Hall.
March 20	Tour of Crescent Valley High School Shop, led by Adam Kirsch
April 17	Marquetry with Katherine Edmonds, veneer flattening with Del Banners
May 20	Japanese timber frame joinery and shop tour with Gary Radice
June 19	Visit and tour of Thormahlen Harps, Corvallis
July 17	Sharpening hand tools. Stan Hall's shop
August 26	Vintage Western and Japanese hand tools with Michael Toivonen
September 18	Tour of Patrick Lumber, Philomath OR.
October 19	Building a Ming table with Gary Radice.
November 10-11	Presentation and workshop with Yuri Kobayashi
December	No meeting

2024

January 22	New member welcome
February 19	Tanya Laird. Do changes in moisture content degrade mass timber constructions?
March 25	Book Night at Summer Beam Books in Philomath
April 24	Annual Exhibition at the Corvallis Benton County Public Library
May 21	Visit to the carving studio at the Albany Carousel and Museum
June 14	Bring a work in progress to discuss, Consumers Power community room.
July 14	Green woodworking and a pizza party with Kiko Denzer
August 17	Visit to Michael Toivonen's shop
September 30	Kurt Mottweiler: shop made wood eyeglass frames
October 18	Kevin Biebrich: staining white oak for an antique finish
November 18	Member Show and Tell
December 8	Happy Hour at Bière Library, Corvallis

2025

January 20	Meeting planning and Kurt's tips on crafting wood and metal together
------------	--

February 22	Visit to Scott Seelye's shop, Outdoor Ukeleles.
March 17	Mortises at Stan Hall's shop
April 27	Annual Exhibition at the Corvallis Benton County Public Library
May 18	Tour of Bamboo Valley
June 7	Clark's workshop for a tour and presentation
July 21	Tools, jigs, and techniques – Member show and tell